









Safe Work Practice WORKING NEAR OPEN SEWERS

Potential Hazards (Risk Priority LOW)

- Silica dust
- Personal Injuries
- Caustic burns
- Improper PPE
- All personnel must ensure they have been appropriately trained by their supervisor.

Required Personal Protective Equipment and Devices

Foot Protection	Hearing Protection	High Visibility	Head Protection	Eye Protection	Face Protection	Hand Protection	Protective Clothing
							

Safe Work Practice

- Always know where the sewer is located
- **Do not** enter the sewer
- **Do not** ignite any fire starter near the sewer
- Mark off the sewer so it is visible to the workers
- If possible cover the opening with an approve cover that fits
- Hazard Assessment
- Notify all workers of the marked off area and ensure they are aware of the hazard

Created by: Dean Neuburger

Date: 2022-13-06

If an emergency situation occurs while conducting this task, or there is an equipment malfunction, shut the equipment off immediately and follow the lock out procedure.

REPORT ANY HAZARDOUS SITUATION TO YOUR SUPERVISOR IMMEDIATELY

This must be reviewed any time the task, equipment, or materials change and at minimum, every three years.