









## Safe Work Practice WORKING ALONE

### Potential Hazards (Risk Priority HIGH)

- Inadequate provision of first aid
- Sudden illness
- Physical violence from intruders
- Limited ability to call for help
- All personnel must ensure they have been appropriately trained by their supervisor.

### Required Personal Protective Equipment and Devices

Foot Protection	Hearing Protection	High Visibility	Head Protection	Eye Protection	Face Protection	Hand Protection	Protective Clothing
							

### Safe Work Practice

- When possible; avoid working alone
- Check in with another worker every 20 minutes by means of phone or messaging
- Review the company program for working alone
- Conduct a hazard assessment to include working alone
- **Do Not** allow unknown visitors on the premises
- Contact the worker who is working alone if you haven't heard from them in 20 minutes

Created by: Dean Neuburger

Date: 2022-13-06

***If an emergency situation occurs while conducting this task, or there is an equipment malfunction, shut the equipment off immediately and follow the lock out procedure.***

**REPORT ANY HAZARDOUS SITUATION TO YOUR SUPERVISOR IMMEDIATELY**

This must be reviewed any time the task, equipment, or materials change and at minimum, every three years.