









Safe Work Practice SPILL CONTROL

Potential Hazards (Risk Priority MEDIUM)

- Slips, trips, falls
- Environmental
- Chemical Exposure
- All personnel must ensure they have been appropriately trained by their supervisor.

Required Personal Protective Equipment and Devices

Foot Protection	Hearing Protection	High Visibility	Head Protection	Eye Protection	Face Protection	Hand Protection	Protective Clothing
							

Safe Work Practice

- Keep walkways clear
- **Do Not** attempt to contain a large spill
- **Do Not** near the spill without the appropriate PPE
- Ensure to review the SDS prior to attempting the cleanup of a spill
- Properly train workers and refer to the SDS
- Have a spill kit on site large enough to assist in the control

Created by: Dean Neuburger

Date: 2022-13-06

If an emergency situation occurs while conducting this task, or there is an equipment malfunction, shut the equipment off immediately and follow the lock out procedure.

REPORT ANY HAZARDOUS SITUATION TO YOUR SUPERVISOR IMMEDIATELY

This must be reviewed any time the task, equipment, or materials change and at minimum, every three years.