









## Safe Work Practice RIGGING OPERATION

### Potential Hazards (Risk Priority MEDIUM)

- Overloading of rigging
- Weight of load
- Pinch points
- Failure of safety latches
- Worn/kinks in cabling
- All personnel must ensure they have been appropriately trained by their supervisor.

### Required Personal Protective Equipment and Devices

Foot Protection	Hearing Protection	High Visibility	Head Protection	Eye Protection	Face Protection	Hand Protection	Protective Clothing
							

### Safe Work Practice

- **Do Not** Operate the machinery unless you have been properly trained
- Ensure that you are wearing ALL PPE as noted above
- **Do Not** overload
- Review the inspection logs prior to use and conduct a pre-operation form
- **Do Not** operated if there are any defects
- Check the load nearing capacity of the rigging prior to use
- Check the expiration date of the rigging prior to use (will be located on the rigging)
- Proper use of tag lines
- **Do Not** operate unless you have been trained/certified to do so

Created by: Dean Neuburger

Date: 2022-13-06

***If an emergency situation occurs while conducting this task, or there is an equipment malfunction, shut the equipment off immediately and follow the lock out procedure.***

**REPORT ANY HAZARDOUS SITUATION TO YOUR SUPERVISOR IMMEDIATELY**

This must be reviewed any time the task, equipment, or materials change and at minimum, every three years.