









Safe Work Practice LOCKOUT/TAGOUT

Potential Hazards (Risk Priority HIGH)

- Electrical shock
- Chemical Exposure
- Burns
- Fires & Explosions
- Lacerations & Amputations
- Chemical Releases
- Eye Injury
- Death
- All personnel must ensure they have been appropriately trained by their supervisor.

Required Personal Protective Equipment and Devices

Foot Protection	Hearing Protection	High Visibility	Head Protection	Eye Protection	Face Protection	Hand Protection	Protective Clothing
							

Safe Work Practice

- **Do Not** Lock-out or Tag-out unless you have been properly trained to do so
- Never remove a tag or lock that was placed by another person
- **Do Not** attempt to operate something that has been locked out or tagged out
- Complete lock-out Tag-out forms
- Ensure (where applicable) that the equipment has been de-energized

Created by: Dean Neuburger

Date: 2022-13-06

If an emergency situation occurs while conducting this task, or there is an equipment malfunction, shut the equipment off immediately and follow the lock out procedure.

REPORT ANY HAZARDOUS SITUATION TO YOUR SUPERVISOR IMMEDIATELY

This must be reviewed any time the task, equipment, or materials change and at minimum, every three years.