









Safe Work Practice

HORSEPLAY

Potential Hazards (Risk Priority MEDIUM)

- Slips, trips, falls
- Stress
- Injuries
- All personnel must ensure they have been appropriately trained by their supervisor.

Required Personal Protective Equipment and Devices

Foot Protection	Hearing Protection	High Visibility	Head Protection	Eye Protection	Face Protection	Hand Protection	Protective Clothing
							

Safe Work Practice

- **Do not** cause distractions to other workers by gaining attention for humor
- Ensure that you are following site etiquette at all times
- **Do not** impose any safety violations by use of improper behavior
- If you see others participating in or conducting horseplay notify your immediate supervisor
- Review the company policies
- Use of disciplinary action to enforce the company behavior policies

Created by: Dean Neuburger

Date: 2022-13-06

If an emergency situation occurs while conducting this task, or there is an equipment malfunction, shut the equipment off immediately and follow the lock out procedure.

REPORT ANY HAZARDOUS SITUATION TO YOUR SUPERVISOR IMMEDIATELY

This must be reviewed any time the task, equipment, or materials change and at minimum, every three years.