









Safe Work Practice EXTENSION CORDS

Potential Hazards (Risk Priority MEDIUM)

- Slip/Trip Hazard
- Shock Hazard
- All personnel must ensure they have been appropriately trained by their supervisor.

Required Personal Protective Equipment and Devices

| Foot Protection | Hearing Protection | High Visibility | Head Protection | Eye Protection | Face Protection | Hand Protection | Protective Clothing |
|---|---|---|---|---|---|---|---|
|  |  |  |  |  |  |  |  |

Safe Work Practice

- **Do Not** leave cords out in heavy traffic areas
- Check for any tears (exposed wires) on the cords prior to use
- **Do Not** Use the cord if there is damage to the prong
- Report any damage cords and remove them from service under the defective tools procedure
- **Do Not** force cords into an outlet
- Hang extension cords in proper locations
- **Do Not** tie the cord in itself

Created by: Dean Neuburger

Date: 2022-13-06

If an emergency situation occurs while conducting this task, or there is an equipment malfunction, shut the equipment off immediately and follow the lock out procedure.

REPORT ANY HAZARDOUS SITUATION TO YOUR SUPERVISOR IMMEDIATELY

This must be reviewed any time the task, equipment, or materials change and at minimum, every three years.