









Safe Work Practice EVACUATION

Potential Hazards (Risk Priority HIGH)

- Inhalation of smoke
- Inhalation of chemicals/toxins
- Potential death
- Falling objects
- Flooding
- All personnel must ensure they have been appropriately trained by their supervisor.

Required Personal Protective Equipment and Devices

Foot Protection	Hearing Protection	High Visibility	Head Protection	Eye Protection	Face Protection	Hand Protection	Protective Clothing
							

Safe Work Practice

- **Do Not** attempt to control the threat on your own
- Gather at the muster point
- Evacuate as calmly and safely as you can
- **Do Not** run (if it can be avoided)
- Always wait for your supervisor for further direction
- If the muster point is not safe find the nearest safe location to take cover/shelter

Created by: Dean Neuburger

Date: 2022-13-06

If an emergency situation occurs while conducting this task, or there is an equipment malfunction, shut the equipment off immediately and follow the lock out procedure.

REPORT ANY HAZARDOUS SITUATION TO YOUR SUPERVISOR IMMEDIATELY

This must be reviewed any time the task, equipment, or materials change and at minimum, every three years.