









## Safe Work Practice DEMOLITION

### Potential Hazards (Risk Priority HIGH)

- Falls
- Being Struck
- Noise
- Vibrations
- Tripping
- Unplanned structure collapse
- All personnel must ensure they have been appropriately trained by their supervisor.

### Required Personal Protective Equipment and Devices

Foot Protection	Hearing Protection	High Visibility	Head Protection	Eye Protection	Face Protection	Hand Protection	Protective Clothing
							

### Safe Work Practice

- Wear all basic and specialized PPE as noted above
- **Do Not** begin demolition without a full site inspection
- Have appropriate training
- **Do Not Enter** active demolition area
- Keep up with general housekeeping
- Ensure that the demolition area is fenced off when and where possible
- Use a respirator as required – often demolition creates a lot of unknown dust
- Conduct a thorough hazard assessment and implement controls necessary to lower the risks

Created by: Dean Neuburger

Date: 2022-13-06

***If an emergency situation occurs while conducting this task, or there is an equipment malfunction, shut the equipment off immediately and follow the lock out procedure.***

**REPORT ANY HAZARDOUS SITUATION TO YOUR SUPERVISOR IMMEDIATELY**

This must be reviewed any time the task, equipment, or materials change and at minimum, every three years.