









Safe Work Practice CRAWLER TRACTORS

Potential Hazards (Risk Priority MEDIUM)

- Rollover
- Stability
- Falling objects
- All personnel must ensure they have been appropriately trained by their supervisor.

Required Personal Protective Equipment and Devices

Foot Protection	Hearing Protection	High Visibility	Head Protection	Eye Protection	Face Protection	Hand Protection	Protective Clothing
							

Safe Work Practice

- Read the manufacturer's manual – operators manual before using equipment
- Make sure you understand the instructions before attempting to use the machine
- Make sure the machine is in good repair before using it
- Always wear the P.P.E as noted above
- Seat belts shall be worn while operating the crawler tractor
- When ascending or descending the crawler tractor, face the machine and use the bars provided
- The operator shall not permit any person to practice or ride on the crawler tractor at any time unless authorized to do so by the supervisor
- When dozing over a bank or down a slope, the operator is responsible to ensure that the area below is clear of personnel or equipment
- The operator shall prevent excess dirt from mounting between the tracks
- When the crawler tractor is not in use the blade and ropper shall be lower on the ground
- Manufacturers' recommended that the crawler receive maintenance every 500 to 1000 hours

Created by: Dean Neuburger

Date: 2022-13-06

If an emergency situation occurs while conducting this task, or there is an equipment malfunction, shut the equipment off immediately and follow the lock out procedure.

REPORT ANY HAZARDOUS SITUATION TO YOUR SUPERVISOR IMMEDIATELY

This must be reviewed any time the task, equipment, or materials change and at minimum, every three years.