









## Safe Work Practice CONSTRUCTION LABOURER'S

### Potential Hazards (Risk Priority LOW)

- Slip/Trip
- Muscle Strain
- Heavy machinery
- Pinch Points
- Construction debris
- Working alone
- All personnel must ensure they have been appropriately trained by their supervisor.

### Required Personal Protective Equipment and Devices

Foot Protection	Hearing Protection	High Visibility	Head Protection	Eye Protection	Face Protection	Hand Protection	Protective Clothing
							

### Safe Work Practice

- Identify if the laborer is a young or new worker
- A thorough Corporate orientation in conjunction with site specific orientation
- Ensure you have the proper rated PPE (As noted above)
- Do Not partake in any tasks you have no experience for, until you have been trained to do so safely
- Ask questions
- Review the information posted on site
- Know who your superintendent is
- Know where the first aid is located
- Review the companies safe work practices and safe job procedures

Created by: Dean Neuburger

Date: 2022-13-06

***If an emergency situation occurs while conducting this task, or there is an equipment malfunction, shut the equipment off immediately and follow the lock out procedure.***

**REPORT ANY HAZARDOUS SITUATION TO YOUR SUPERVISOR IMMEDIATELY**

This must be reviewed any time the task, equipment, or materials change and at minimum, every three years.