









Safe Work Practice BENCH OR FLOOR DRILL PRESS

Potential Hazards (Risk Priority = MEDIUM)

- Loose clothing or gloves being caught
- Pinch points
- Electrical
- High sound levels
- Foot injury
- Rings and dangling jewelry
- All personnel must ensure they have been appropriately trained by their supervisor.

Required Personal Protective Equipment and Devices

Foot Protection	Hearing Protection	High Visibility	Head Protection	Eye Protection	Face Protection	Hand Protection	Protective Clothing
							

Safe Work Practice

- Wear appropriate PPE attire
- **Do Not** operate if you are under the influence of drugs or alcohol
- Have a clean work area
- Inspect the tool before each use
- **Do Not** horse play with the drill press
- **Do Not** operate on anything other than its intended purpose
- **Do Not** wear jewelry while operating the machine
- Ensure all switches, wires and plugs are in good working condition
- Use LOCK OUT procedures when performing maintenance or conducting any work within 12" of an exposed pinch point
- **Do Not** put your hands or feet near an exposed pinch point or gears
- **Do Not** use this machine unless you have been trained in the safe and proper use and you have been given permission to do so

Created by: Dean Neuburger

Date: 2022-13-06

If an emergency situation occurs while conducting this task, or there is an equipment malfunction, shut the equipment off immediately and follow the lock out procedure.

REPORT ANY HAZARDOUS SITUATION TO YOUR SUPERVISOR IMMEDIATELY

This must be reviewed any time the task, equipment, or materials change and at minimum, every three years.