









Safe Work Practice / Job Procedure

General Concrete Work

Potential Hazards

- Silica Dust
- Personal Injuries
- Caustic Burns
- Improper PPE
- All personnel must ensure they have been appropriately trained by their supervisor.

Required Personal Protective Equipment and Devices

Foot Protection	Hearing Protection	High Visibility	Head Protection	Eye Protection	Face Protection	Hand Protection	Protective Clothing
							

Safe Work Practice

- Always know where the sewer is located
- Do not enter the sewer
- Do not ignite any fire starter near the sewer
- Mark off the sewer so it is visible to the workers

PPE:

- Foot Protection
- High Visibility Vest
- Head Protection
- Eye Protection

Safe Job Procedure

1. Ensure appropriate warning signs and fencing are around the manhole
2. Review the hazard assessment and train the workers
3. Use the most appropriate PPE for the job
4. Once completed remove the warning signs and fencing
5. File the hazard assessments by month and year

Created by: Dean Neuburger
Date: 2022-13-06

If an emergency situation occurs while conducting this task, or there is an equipment malfunction, shut the equipment off immediately and follow the lock out procedure.

REPORT ANY HAZARDOUS SITUATION TO YOUR SUPERVISOR IMMEDIATELY

This SWP must be reviewed any time the task, equipment, or materials change and at minimum, every three years.