









## Safe Work Practice / Job Procedure

### Working Near Underground Utilities

#### Potential Hazards

- Electricity, Gas, Fire, Water
- Chemicals and/or toxic atmospheres
- Disruption of essential services
- All personnel must ensure they have been appropriately trained by their supervisor.

#### Required Personal Protective Equipment and Devices

Foot Protection	Hearing Protection	High Visibility	Head Protection	Eye Protection	Face Protection	Hand Protection	Protective Clothing
							

#### Safe Work Practice

- Know where you are digging
- DO Not dig until underground utilities have been identified

#### PPE Required:

- Foot Protection
- Hearing Protection
- High Visibility Vest
- Head Protection
- Eye Protection
- Protective Clothing

#### Safe Job Procedures:

1. Call BCOne Call before you dig
2. Mark the utilities
3. Once you have chosen the digging method follow the Safe Job Procedures related to that task

Created by: Dean Neuburger

Date: 2022-13-06

***If an emergency situation occurs while conducting this task, or there is an equipment malfunction, shut the equipment off immediately and follow the lock out procedure.***

**REPORT ANY HAZARDOUS SITUATION TO YOUR SUPERVISOR IMMEDIATELY**

This SWP must be reviewed any time the task, equipment, or materials change and at minimum, every three years.

