









## Safe Work Practice / Job Procedure

### Spill Control

#### Potential Hazards

- Slips, trips, falls
- Environmental
- All personnel must ensure they have been appropriately trained by their supervisor.

#### Required Personal Protective Equipment and Devices

Foot Protection	Hearing Protection	High Visibility	Head Protection	Eye Protection	Face Protection	Hand Protection	Protective Clothing
							

#### Safe Work Practice

- Keep walkways clear
- Do Not attempt to contain a large scale spill
- Do Not near the spill without the appropriate PPE
- Ensure you have check the SDS prior to attempting the cleanup of a spill

#### Safe Job Procedures: (The SDS will have specific containment procedures)

The Superintendent will investigate any spill before evacuating the building or contacting any of the emergency contacts listed previously. The following criteria shall be used to determine the severity of the incident and if the spill or leak should warrant evacuation of the building.

A minor spill is one that usually presents little or no hazard to person or property and is small enough to be safely cleaned up using the emergency spill kit.

Minor leaks or spills are normally reported by individuals detecting:

- An alarming or offensive odour,
- A small pool of liquid on the ground.

If the minor leak or spill is in an open area and the vapours are being dispersed it will not be considered a significant hazard.

If the vapours from the minor leak or spill can collect in a confined space sufficiently to form an explosive mixture it will be considered a significant hazard and an evacuation must take place immediately.

A major spill is one that cannot be contained safely with the materials on the site and/or threatens to enter the sewer system or travel beyond the boundaries of building/property to endanger the environment.

Major leaks or spill may be detected by:

- The existence of large vapor cloud,
- A large pool or liquid on the ground.

If a major spill is detected, an evacuation must take place immediately along with notifying the local Fire and Emergency Services at 911 and the other emergency contacts found within the document.

*Created by: Dean Neuburger*  
Date: 2022-13-06

***If an emergency situation occurs while conducting this task, or there is an equipment malfunction, shut the equipment off immediately and follow the lock out procedure.***

**REPORT ANY HAZARDOUS SITUATION TO YOUR SUPERVISOR IMMEDIATELY**

