









## Safe Work Practice Eye Wash Station Use

### Potential Hazards

- Surroundings
- Lack of Visibility
- Eye Injury due to contaminant
- All personnel must ensure they have been appropriately trained by their supervisor.

### Required Personal Protective Equipment and Devices (Remove PPE that does not apply)

Foot Protection	Hearing Protection	High Visibility	Head Protection	Eye Protection	Face Protection	Hand Protection	Protective Clothing
							

### Safe Work Practice

- Make sure you review the MSDS before flushing with water
- **Do Not** proceed to wash station alone
- Do not panic
- Shout out for help to allow co-workers to assist you
- Get to the eye wash station and turn the eye wash on
- Rinse both eyes with copious amounts of water for a minimum of 15 minutes
- Keep your eyelids open by using your hands to ensure adequate flushing of the eyes
- Someone should contact dispatch office
- Continue rinsing eyes until emergency medical personnel arrive to assist
- Contact 911 in the event of an emergency
- Fill out an incident report form

### PPE Required

- Safety Glasses
- Full Face shield

Please note: The emergency eye wash station is only for first aid. It is not medical treatment for chemical exposures. Make certain that you seek proper medical attention. It is important to inform the physician what you were exposed to

Created by: Dean Neuburger

Date: 2022-13-06

***If an emergency situation occurs while conducting this task, or there is an equipment malfunction, shut the equipment off immediately and follow the lock out procedure.***

**REPORT ANY HAZARDOUS SITUATION TO YOUR SUPERVISOR IMMEDIATELY**

This SWP must be reviewed any time the task, equipment, or materials change and at minimum, every three years.