









Safe Work Practice / Job Procedure Evacuation

Potential Hazards

- Inhalation of smoke
- Inhalation of chemicals/toxins
- Potential death
- All personnel must ensure they have been appropriately trained by their supervisor.

Required Personal Protective Equipment and Devices

| Foot Protection | Hearing Protection | High Visibility | Head Protection | Eye Protection | Face Protection | Hand Protection | Protective Clothing |
|---|---|---|---|---|---|---|---|
|  |  |  |  |  |  |  |  |

Safe Work Practice

- Do Not attempt to control the threat on your own
- Gather at the muster point
- Evacuate as calmly and safely as you can
- Do Not run (if it can be avoided)
- Always wait for your supervisor for further direction

PPE Required

- Foot Protection

Safe Job Procedure

- Sound alarm and notify all persons in the area of emergency
- Appoint someone to call 911 and/or appropriate responders
- Evacuate by the nearest and safest exit
- Ensure any and all injured persons and visitors are escorted to the muster point or off site
- Check wind direction and proceed to the evacuation station upwind of the hazard
- A head count and roll call will be conducted by a designated person
- Stay at the evacuation muster point until you have been told it is safe to leave

Created by: Dean Neuburger

Date: 2022-13-06

If an emergency situation occurs while conducting this task, or there is an equipment malfunction, shut the equipment off immediately and follow the lock out procedure.

REPORT ANY HAZARDOUS SITUATION TO YOUR SUPERVISOR IMMEDIATELY

This SWP must be reviewed any time the task, equipment, or materials change and at minimum, every three years.

