









## Safe Work Practice / Job Procedure

### Driving

#### Potential Hazards

- Car accidents
- Speeding
- Pedestrians
- Other road users
- Road conditions
- All drivers must hold a valid BC Drivers License

#### Required Personal Protective Equipment and Devices

Foot Protection	Hearing Protection	High Visibility	Head Protection	Eye Protection	Face Protection	Hand Protection	Protective Clothing
							

#### Safe Work Practice

- Only operate a vehicle if you are qualified to do so
- Do Not Operate a vehicle under the influence of drugs or alcohol
- Do Not Operate a vehicle with out the proper safety restraints
- Highlight all applicable PPE required as depicted in example above.

#### PPE Required

- Glasses – if visually required

#### Safe Job Procedure

1. Conduct a pre-operation check of the vehicle
2. Ensure weather conditions permit safe driving
3. Once in the vehicle ensure that you are fastened in
4. Turn on the engine (ensure all gauges are in working condition)
5. While driving ensure that you are constantly scanning your surroundings
6. Be aware of other road users
7. Obey all traffic control signs and signals
8. Once you have made it to your destination and safely parked the vehicle you may shut off the engine.

Created by: Dean Neuburger

Date: 2022-13-06

***If an emergency situation occurs while conducting this task, or there is an equipment malfunction, shut the equipment off immediately and follow the lock out procedure.***

**REPORT ANY HAZARDOUS SITUATION TO YOUR SUPERVISOR IMMEDIATELY**

This SWP must be reviewed any time the task, equipment, or materials change and at minimum, every three years.