









## Safe Work Practice / Job Procedure

### Cordless Drill

#### Potential Hazards

- Lifting Strains
- Repetitive Motion Injury
- Foot Injuries from dropping equipment
- Eye injuries from fragments
- Hand injuries
- Slips, trips and Falls
- All personnel must ensure they have been appropriately trained by their supervisor.

#### Required Personal Protective Equipment and Devices

Foot Protection	Hearing Protection	High Visibility	Head Protection	Eye Protection	Face Protection	Hand Protection	Protective Clothing
							

#### Safe Work Procedures

- Do Not operate without proper training
- Ensure you are wearing the proper PPE

#### PPE Required

- Safety Boots
- Safety Gloves
- Safety Glasses
- Hard Hat

#### Safe Job Procedures

1. Put on PPE and remove tool from storage case and inspect for defects
2. Lay out work to be performed
3. Select appropriate bit and install securely into drill

Created by: Dean Neuburger

Date: 2022-13-06

***If an emergency situation occurs while conducting this task, or there is an equipment malfunction, shut the equipment off immediately and follow the lock out procedure.***

**REPORT ANY HAZARDOUS SITUATION TO YOUR SUPERVISOR IMMEDIATELY**

This SWP must be reviewed any time the task, equipment, or materials change and at minimum, every three years.