









Safe Work Practice / Job Procedure

Construction Laborers

Potential Hazards

- Slip/Trip
- Muscle Strain
- Heavy machinery
- Pinch Points
- Construction debris
- Working alone
- All personnel must ensure they have been appropriately trained by their supervisor.

Required Personal Protective Equipment and Devices

Foot Protection	Hearing Protection	High Visibility	Head Protection	Eye Protection	Face Protection	Hand Protection	Protective Clothing
							

Safe Work Practice

- Participate in the site safety orientation
- Ask questions
- **Do Not** partake in any task that you have no experience for, until you have been trained

PPE Required

- Foot Protection
- High Visibility Vest
- Head Protection
- Eye Protection
- Hand Protection

Safe Job Procedures

1. Do an inspection of your work area before starting any task
2. Make eye contact with all equipment operators to ensure they see you
3. Stay alert and periodically look at surroundings to ensure safety
4. Request assistance to move all heavy machinery or awkward objects
5. Practice good housekeeping

Created by: Dean Neuburger

Date: 2022-13-06

If an emergency situation occurs while conducting this task, or there is an equipment malfunction, shut the equipment off immediately and follow the lock out procedure.

REPORT ANY HAZARDOUS SITUATION TO YOUR SUPERVISOR IMMEDIATELY

This SWP must be reviewed any time the task, equipment, or materials change and at minimum, every three years.