









## Safe Work Practice / Job Procedure

### Backfill from top of bank

#### Potential Hazards

- Other workers and equipment
- Machine malfunction
- Working on loose grounding
- All personnel must ensure they have been appropriately trained by their supervisor.

#### Required Personal Protective Equipment and Devices (Remove PPE that does not apply)

Foot Protection	Hearing Protection	High Visibility	Head Protection	Eye Protection	Face Protection	Hand Protection	Protective Clothing
							

#### Safe Work Practice

- Ensure you are properly trained
- Ask your supervisor if you are unsure of anything
- **Do Not** attempt if the ground is not stable enough to support it
- **Do Not** backfill in a worker populated area
- Wear all required PPE

#### Required PPE

- Foot Protection
- High Visibility Protection
- Head Protection
- Eye Protection
- Hand Protection

#### Safe Job Procedure

1. Designate a spotter who will be responsible for directing the driver/operator to the bank and to dump load
2. *Check ground for stability before proceeding*
3. *Ensure that all other workers and equipment are aware and stay clear of equipment*
4. *Follow through with fill when spotter signals it is safe to do so*
5. *Once load is completely dumped, lower the box and carefully pull away from the bank*

Created by: Dean Neuburger

Date: 2022-13-06

***If an emergency situation occurs while conducting this task, or there is an equipment malfunction, shut the equipment off immediately and follow the lock out procedure.***

**REPORT ANY HAZARDOUS SITUATION TO YOUR SUPERVISOR IMMEDIATELY**

This SWP must be reviewed any time the task, equipment, or materials change and at minimum, every three years.